


ALTERNATE ROOF DECKS



2 1/2" DEEP X 12" FLAT PAN DECK



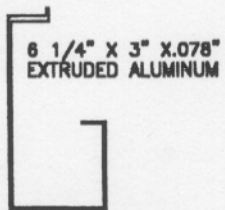
3" DEEP X 12" FLAT PAN DECK



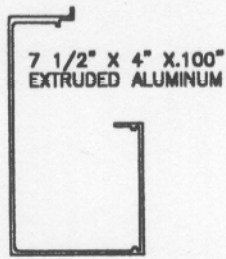
3" DEEP X 8" FLAT PAN DECK



3" DEEP X 6" EXTRUDED PAN



6 1/4" X 3" X .078"
EXTRUDED ALUMINUM



7 1/2" X 4" X .100"
EXTRUDED ALUMINUM

ALTERNATE EXTRUDED FASCIA-BEAM



3" DEEP X 16" W-PAN DECK

ANCHORS AS REQUIRED DUE TO WALL
CONSTRUCTION, NOT BY CANOPY MANUFACTURER.
WALL FLASHING OR SEALANT AS REQUIRED, NOT
BY CANOPY MANUFACTURER.

